




















Home Learning – Week beginning Monday 11th May 2020



Reading and phonics   	Phonics		
	Miss Carberry's Group Phase 3	Miss Reid-Smith's Group Phase 4	Mrs Speed's Group Phase 6
	X, y, z	Initial consonant blends	Suffixes –s/-es and ing
<p>There are still some of you who are not reading on Bug Club – it is REALLY important that you do this as they are the books you would be taking home to read if you were at school.</p> <p>Grown-ups, please can you support the children to maintain a good reading routine while they are away from school. This will ensure they have a smoother transition back to school, when it happens. Thank you.</p>			
Literacy	https://www.thenational.academy/		
	Look on Seesaw for more details and the links you need.		
	Full Stops 	Commas 	Question Marks 
	Focus: Kate in London – Fiction writing Phonics - igh, ie, i_e Spellings: high sigh	Focus: Fire Maker's Daughter and White Elephant (Hamlet) – Character description Spellings: wild climb most	Focus: Setting description 1. Reading comprehension focus on fact retrieval. https://www.thenational.academy/year-3/english/setting-description-reading-comprehension-fact-retrieval-year-3-wk2-1

	<p>lie pie glide ride to (common exception word) said (CEW)</p> <p>1. Hear a story https://www.thenational.academy/year-1/english/katie-in-london-year-1-wk2-1</p> <p>2. Commit a story to memory https://www.thenational.academy/year-1/english/to-commit-a-story-to-memory-year-1-wk2-2/</p> <p>3. Use capital letters for proper nouns https://www.thenational.academy/year-1/english/to-use-capital-letters-for-proper-nouns-year-1-wk2-3</p> <p>4. Write the story https://www.thenational.academy/year-1/english/to-begin-to-write-our-story-year-1-wk2-4/</p> <p>5. Continue to write the story https://www.thenational.academy/year-1/english/to-continue-to-write-our-story-year-1-wk2-5/</p>	<p>only both old cold gold hold told</p> <p>1. Reading comprehension focus on inference. https://www.thenational.academy/year-2/english/the-firework-makers-daughter-to-make-inferences-year-2-wk2-1</p> <p>2. Reading comprehension focus on inference. https://www.thenational.academy/year-2/english/the-firework-makers-daughter-to-make-inferences-year-2-wk2-2</p> <p>3. Identify key features of character description. https://www.thenational.academy/year-2/english/to-identify-the-key-features-of-a-character-description-year-2-wk2-3</p> <p>4. Adjectives https://www.thenational.academy/year-2/english/to-identify-and-use-expanded-noun-phrases-year-2-wk2-4/</p>	<p>2. Continued reading to develop word meaning. https://www.thenational.academy/year-3/english/setting-description-reading-comprehension-word-meaning-year-3-wk2-2</p> <p>3. Identify key features of a setting description. https://www.thenational.academy/year-3/english/setting-description-identifying-the-features-of-a-text-year-3-wk2-3</p> <p>4. Fronted adverbial phrases. https://www.thenational.academy/year-3/english/setting-description-spag-focus-fronted-adverbial-phrases-year-3-wk2-4</p> <p>5. Use key features in order to write own composition. https://www.thenational.academy/year-3/english/setting-description-write-a-setting-description-year-3-wk2-5</p>
--	--	---	---

5. Write a character description about the White Elephant.
[https://www.thenational.academy/year-2/english/to-write-a-character-description-about-the-white-
 elephant-year-2-wk2-5](https://www.thenational.academy/year-2/english/to-write-a-character-description-about-the-white-elephant-year-2-wk2-5)
 Challenge: include because/when

<p>Maths</p> 	<p>Remember to complete your Mathletics learning. Don't forget that your activities for the week will appear at 9am on Monday morning and disappear at 6.30pm on Sunday evening! Do all of the activities before you play the games and if you don't score very well the first time, don't give up, have another go!</p> <table border="1" data-bbox="347 574 2072 694"> <tr> <td data-bbox="347 574 922 654"> <p>Blue Squares </p> </td> <td data-bbox="922 574 1496 654"> <p>Green Circles </p> </td> <td data-bbox="1496 574 2072 654"> <p>Red Triangles </p> </td> </tr> <tr> <td colspan="3" data-bbox="347 654 2072 694"> <p>Week 2 of time – look on Seesaw for all the details</p> </td> </tr> </table>			<p>Blue Squares </p>	<p>Green Circles </p>	<p>Red Triangles </p>	<p>Week 2 of time – look on Seesaw for all the details</p>		
<p>Blue Squares </p>	<p>Green Circles </p>	<p>Red Triangles </p>							
<p>Week 2 of time – look on Seesaw for all the details</p>									
<p>Foundation Subjects – History</p>	<p>12th May 2020 would have been Florence Nightingale's 200th birthday. For the next two weeks, you will be learning about Florence and completing a range of activities about her.</p>								
<p>Additional Activities</p>	<p>Makaton signs – Colours Making a money box</p>								