



Reading
Bug Club,
Teach Your
Monster to
Read and
Phonics
Bloom

Reading: Log on to 'Bug Club' to read Ebooks. Remember to click the bug icon to answer the questions. We will be able to track your progress when we log in. *If you have finished your book list, let us know via SeeSaw or email and we can allocate new books.* 😊



Of course, you can still read books that you have at home as well!

Phonics:

Monday – Watch and join in with the teaching video and then do the activity.

Tuesday – Join in with reading the flashcards. Then play a game. You will find more information in SeeSaw journal.

Wednesday – Sounding out and spelling words. Look at your SeeSaw journal to find out words you will be sounding out and spelling.

Thursday – Teach Your Monster to Read – continue on your adventure!


Friday – Reading and spelling tricky words. You will find this in your SeeSaw journal.

Miss Goulds/Mrs Ingrey's Groups – Phase 5 (Game 3 Teach You Monster)
 Miss Norman's Group – Phase 4 (Game 2 Teach Your Monster)
 Mrs McDonell's Group – Phase 3 (Game 1 Teach Your Monster)

English
 Complete
 these
 activities in
 your **SeeSaw**
journal.

Writing:

This week we are going to become authors and write our own version of *Tadpole's Promise*. In our version, the tadpole is going to fall in love with a larva!



Lesson 1: Can you order and explain the stages of a larva's life?

Do you know what a larva grows up and becomes?

Read the presentation and learn about the stages of a larva's life.

Then order the stages of the larva's life and write a sentence to explain each event. Remember to use adverbs of time and conjunctions to help you.

Lesson 2: Can you plan your own version of Tadpole's Promise?

Plan the main events of your story about a tadpole and larva who fall in love! Draw the main event in each box on the planning template and label your drawing with an adverb of time and key words to explain what is happening.

Use the main events from Tadpole's Promise to help you.

Lesson 3: Can you write your own version of Tadpole's Promise?

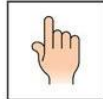
Use your plan to help you write your own version of Tadpole's Promise about a tadpole who falls in love with a larva!

Remember to use:


- Adverbs of time to order the events
- Conjunctions to make your sentences longer and add more detail
- Adjectives to describe your main characters and how they are feeling
- Capital letters, full stops and exclamation marks



Capital Letters



Finger Spaces



Full Stops

Handwriting: Write two rows of each letter then practice each word on a new line joining up the letters. Make sure that you join the letter o at the top! Repeat the word as many times as you can but don't forget finger spaces!

x s

six tax next exist

Maths

Complete these activities in your **SeeSaw journal**.

This week we will be learning about Time.

Monday – I can solve problems involving days of the week and months of the year. First, watch this clip and play the games to recap the order of the days of the week:

<https://www.bbc.co.uk/bitesize/topics/zrqqtfr/articles/ztig39q>

After, take a movement break while learning the months of the year with Jack:

<https://www.youtube.com/watch?v=omkuE6Wq5kQ>

Then complete the challenges in your **SeeSaw journal**.

Tuesday – I can tell the time.

Today, we are going to tell the time on analogue clocks. Watch the video to find out how to read the time. Remember, you can pause the video at any time if you need some time to discuss! Then, complete the activities in your **Seesaw journal**.

Wednesday – I can draw clock hands.

Warm-up: Watch

<https://www.bbc.co.uk/bitesize/topics/zhk82hv/articles/zcmdwxs> to get you thinking the hands of the clock and telling the time. Your challenge is to use what you learnt yesterday to draw the clock hands on the clocks.


Remember that the hour hand is shorter than the minute hand!

Complete the activities in your **SeeSaw journal**.

Thursday – I understand the length of a second, minute and an hour.

First, sing along to the song with Dr Tick Tock to find out how many seconds are in a minute, minutes in an hour and hours in a day!

<https://www.youtube.com/watch?v=HcVK7vL08PY> Then, read the information about seconds, minutes and hours. Finally, complete the activities in your **SeeSaw journal**.

	<p>Friday – I can compare time. First, recap seconds, minutes and hours by singing along with the Storybots: https://www.youtube.com/watch?v=gEStq1e1Qrc Today, you will need a timer and lots of energy! You will need to time yourself and a partner completing different activities then answer some questions about your results! Find the activities in your SeeSaw journal.</p> <div style="display: flex; align-items: center;"> <div style="background-color: #00a0e3; color: white; padding: 5px; border-radius: 10px; margin-right: 10px;">Mathletics</div> <p>There are Mathletics activities related to your learning waiting for you when you log in! New activities will be assigned on Fridays.</p> </div>
<p>Foundati on Subjects</p>	<p>RE – Christianity: The Creation Story – I understand about respecting people’s creations. This week, we begin our new topic in RE! Your task is to make your own special creation. Complete the activity in your SeeSaw journal.</p> <p>Geography – Our World – Lesson 4 – Fact File about a country in the UK. First watch the video clip: https://www.bbc.co.uk/bitesize/topics/zyhp34j/articles/z4v3jlv This week, your challenge is to create a fact file about either England, Scotland, Wales or Northern Ireland - you can choose! Fill your fact file with facts and pictures related to the country you have chosen. Complete the activities in your SeeSaw journal.</p> <p>Art - Landscapes and Cityscapes – Lesson 4 – Van Gogh’s Starry Night Can you create a starry night cityscape like van Gogh? Look at the presentation to learn about van Gogh’s cityscapes and follow the instructions to create your own starry night cityscape just like his! Take a photo of your artwork and upload it on top of the template in your SeeSaw journal.</p>  <p>PSHE/Wellbeing – Peace Out – Zen Den – The Owl and the Guard Dog Follow the link to join Jaime from Cosmic Kids Yoga to find out about the Owl and the Guard Dog we all have in our brains! Can you use the Magic Ten and become a Zen Den Master? https://www.youtube.com/watch?v=so8QN9an3t8</p> <p>Music - Singing – The Doubling Song! Get singing and moving with this super song whilst practising some Maths too! https://www.youtube.com/watch?time_continue=37&v=I4pJiHOIAgE&feature=emb_logo Find the suggested activities to go with the song in your SeeSaw journal.</p> <p>PE – Chance to Shine Cricket – Session 6 – Skilful Scorer Find this week’s games ‘Find the Gap’ and ‘Avoid the Alien’ by following this link: https://www.youtube.com/watch?v=SZX_v2HOH2o This week, Coach Alhaji has shared a Maths of the Day activity. Follow the link to Super Movers – Telling the Time: https://www.bbc.co.uk/teach/supermovers/ks1-maths-telling-the-time/zk4t8xs</p>

--	--